

Leading Rein Dressage Test - Preamble:

What is It?

The leading rein dressage test has been developed for the younger and inexperienced riders to give them the opportunity to ride a test with the safety of a leader.

It is designed to build confidence and to give them the experience of riding in a dressage arena. They will learn where the arena letters are and how to ride the movements.

Note:

Both the rider and the leader should know the test, if during the test the rider loses their way the leader may assist in directing them by calling the movements

Although this is not instructional, the leader may correct and advise the rider for things such as riding on the incorrect diagonal, rein control and the salute.

How to Ride it?


The test can be led from beginning to end however if the rider wishes to ride all, or part of the test on their own they may.

The person leading the horse should lead from the near side. The lead should be attached to a halter with the bridle over the halter. This is to help ensure that the rider is directing the horse not the leader.

At any time during the test the lead rein can be removed or attached again, ideally at the halts.

They can at any time attach the lead if they feel it is necessary, the rider may also request for the leading rein to be attached.

If the test has been judged, the judge also has the responsibility of asking for the horse to be led, if they deem it necessary.



USDF INTRODUCTORY LEVEL — TEST B

2011 *(Walk—Trot)*

REQUIREMENTS:

Free walk
 Medium walk
 Working trot rising
 20 meter circle
 Halt through walk

PURPOSE: To introduce the rider and/or horse to the sport of dressage. To show understanding of riding the horse forward with a steady tempo into an elastic contact with independent, steady hands and a correctly balanced seat. To show proper geometry of figures in the arena with correct bend (corners and circles).

NO.

	TEST	DIRECTIVE IDEAS	POINTS	COEFFICIENT	TOTAL	REMARKS
1.	A X	Enter working trot rising. Halt through medium walk. Salute - Proceed working trot rising.				
2.	C	Track left, working trot rising.				
3.	E E	Circle left 20 meters, working trot rising. Straight ahead.				
4.	Between K & A	Medium walk.				
5.	F-E	Free walk.				
6.	E-H	Medium walk.				
7.	Between H & C	Working trot rising.				
8.	B	Circle right 20 meters, working trot rising.				
9.	A X	Down centerline. Halt through medium walk. Salute.				

Leave arena in free walk. Exit at A.

COLLECTIVE MARKS:

Galts (freedom and regularity).				
Impulsion (desire to move forward with suppleness of the back and steady tempo).				
Submission (acceptance of steady contact, attention, and confidence).			2	
Rider's position (keeping in balance with horse).				
Rider's effectiveness of aids (correct bend and preparation of transitions).				
Geometry and accuracy (correct size and shape of circles and turns).				

160

FURTHER REMARKS:

SUBTOTAL _____
ERRORS (— _____)
TOTAL POINTS _____

UNITED STATES *Dressage* FEDERATION, INC.

2011

INTRODUCTORY LEVEL — TEST B

Walk—Trot

USDF
Introductory
Level Test

B

This unique series of tests provides an opportunity for the horse and/or rider new to dressage to demonstrate elementary skills. The tests have been designed to encourage correct performance and to prepare the horse for the transition to the USEF tests.

Instruction:

- All trot work to be ridden rising. Transitions from walk to trot and trot to walk may be performed through sitting trot with the objective of performing a smooth transition.
- Turns from center line to long side and long side to center line should be ridden as a half circle, touching the track at a point midway between the center line and the corner, and vice versa.

Comment:

Horses should be ridden on a light but steady contact, with the exception of the free walk in which the horse is allowed complete freedom to stretch neck forward and downward.

SUGGESTED SCHEDULING TIME

5:00 Standard Arena

4:00 Small Arena

(Possibly longer for schooling shows)

Name of Competition

Date of Competition

Number and Name of Horse

Name of Rider

MAXIMUM POSSIBLE POINTS: 160


FINAL SCORE

Points

Percent

Name of Judge

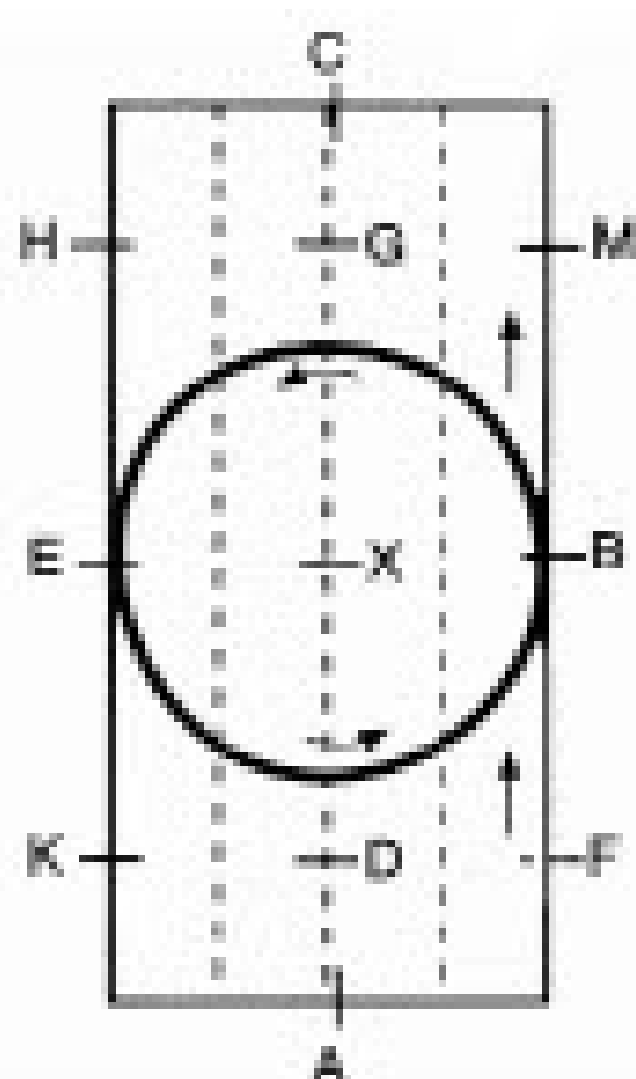
Signature of Judge



UNITED STATES *Dressage* FEDERATION, INC.
4001 IRON WORKS PARKWAY • LEXINGTON, KY 40511
PHONE 859/971-2277 • FAX 859/971-7722
E-MAIL: USDF@USDF.ORG • INTERNET: WWW.USDF.ORG

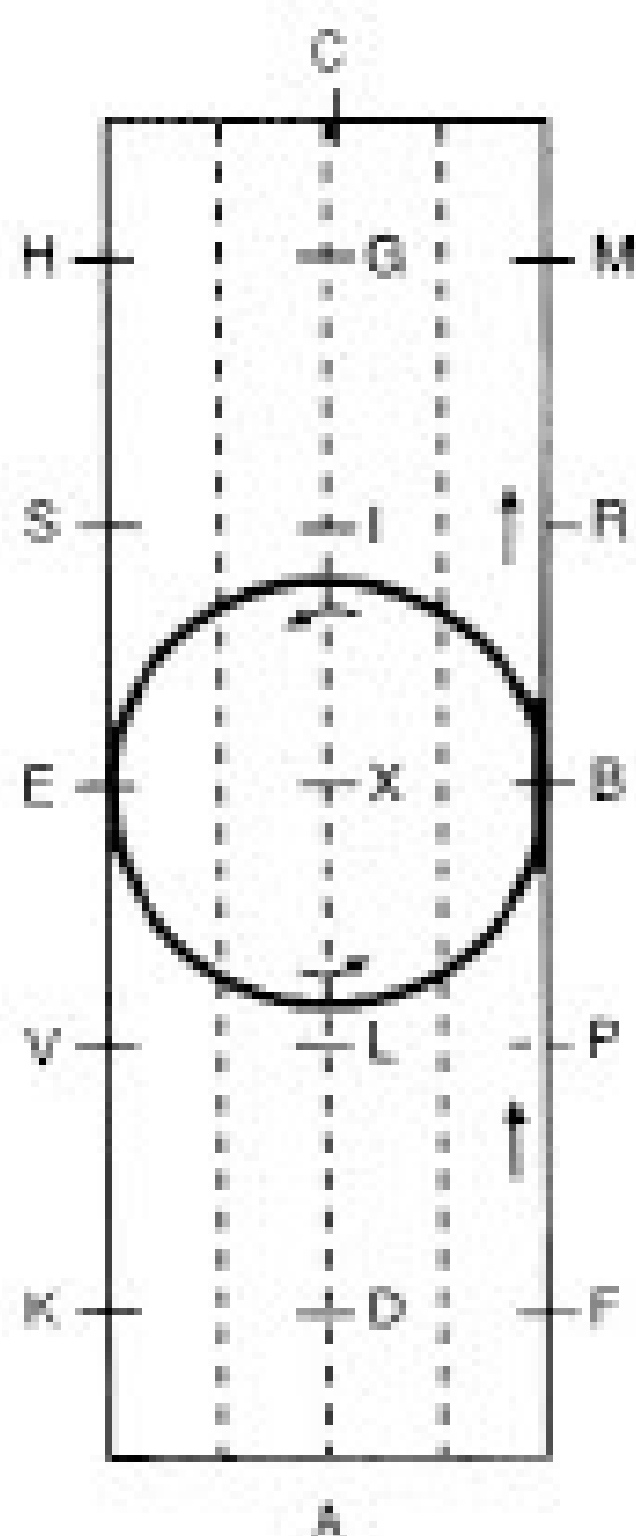
SMALL ARENA (20 meters x 40 meters)

movement 3, 8



LARGE ARENA (20 meters x 60 meters)

movement 3, 8



Heavy lines show the pattern to be ridden. Thinner, dashed lines should not be ridden and are pictured only to show the size and shape of arcs in the figures.